


FRONT GRILLE


FG-C0651

■ SAFETY PRECAUTIONS

- Be sure to read the instructions in this section carefully before use.
- Make sure to observe the instructions in this manual as the conventions of safety symbols and messages regarded as very important precautions are included.
- We also recommend you keep this instruction manual handy for future reference.

Safety Symbol and Message Conventions

 **WARNING** Indicates a potentially hazardous situation which, if mishandled, could result in death or serious personal injury.

 **CAUTION** Indicates a potentially hazardous situation which, if mishandled, could result in moderate or minor personal injury, and/or property damage.

WARNING

- Use this grille only for the specified speakers. If any other speaker is used, the grille could detach and fall, resulting in personal injuries.

CAUTION

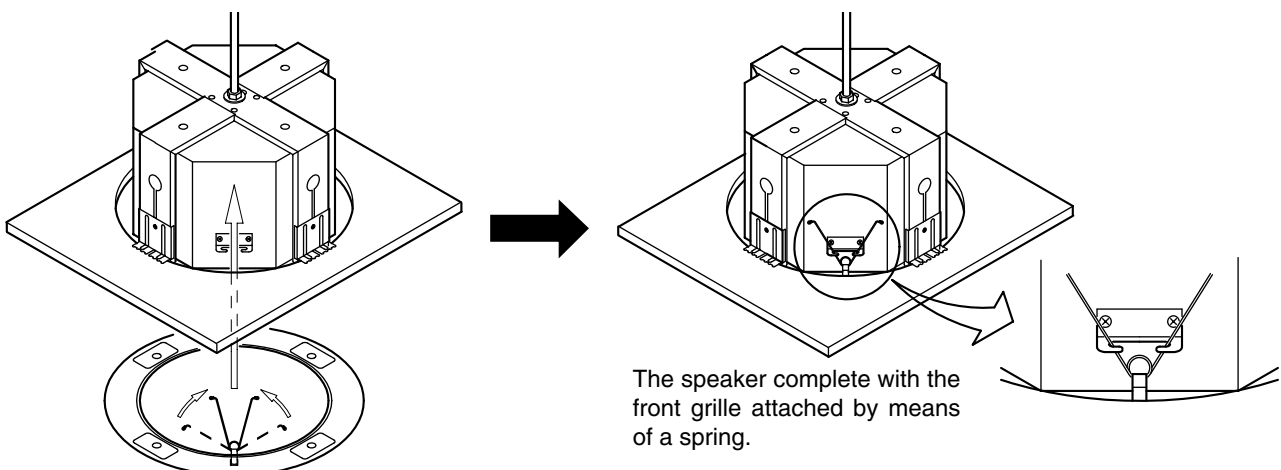
- When using the grille, always consult the shop from where the unit was purchased because installation requires specialized skills and professional experience. If the grille should fall, it could result in personal injuries.

■ GENERAL DESCRIPTION

The TOA FG-C0651 is a front grille for TOA's flush-mount ceiling speaker ES-C0651. It features the spring catch construction that facilitates installation.

■ ATTACHING A FRONT GRILLE TO THE SPEAKER

Squeeze the two springs of the front grille and mount them to their corresponding spring catch holders provided on the side of the speaker.



■ SPECIFICATIONS

Grille Dimensions	360 mm (diameter) x 12 mm (thickness)
Grille Frame Materials	Wood (MDF)
Net Materials	Punched metal net
Weight	0.4 kg

Note : The design and specifications are subject to change without notice for improvement.