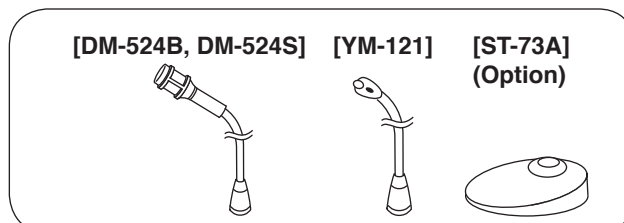


DYNAMIC MICROPHONES

FLEXIBLE SHAFT

DM-524B
DM-524S
YM-121

Thank you for purchasing TOA's products.
Please carefully follow the instructions in this manual to ensure long, trouble-free use of your equipment.



1. SAFETY PRECAUTIONS

- Before installation or use, be sure to carefully read all the instructions in this section for correct and safe operation.
- Be sure to follow all the precautionary instructions in this section, which contain important warnings and/or cautions regarding safety.
- After reading, keep this manual handy for future reference.

CAUTION

Indicates a potentially hazardous situation which, if mishandled, could result in moderate or minor personal injury, and/or property damage.

When Installing the Unit

- (When attached to the ST-73A) Avoid installing or mounting the unit in unstable locations, such as on a rickety table or a slanted surface. Doing so may result in the unit falling down and causing personal injury and/or property damage.
- Do not lay the connection cable where it can be walked on or tripped over, causing personal injury.

2. HANDLING PRECAUTIONS

- When using the DM-524B or DM-524S, do not grasp the head of microphone or microphone element section in order to avoid acoustic feedback.
- Avoid installing the unit in humid or dusty locations, in locations exposed to the direct sunlight, near the heaters, or in locations generating sooty smoke or steam as doing otherwise may result in unit failure.
- Take care not to drop the unit onto the floor nor bump it against a hard object as the unit could fail.
- To clean, be sure to first disconnect the connection cable, then wipe with a dry cloth. When the unit gets very dirty, use a cloth damped in a neutral cleanser. Never use benzene, thinner, alcohol, or chemically-treated cleaning cloth because such volatile liquids could deform or discolor the unit.
- (When attached to the ST-73A) Do not pick up the microphone stand by the microphone, as this could lead to failure.

3. FEATURES

- The Dynamic Microphones DM-524B and DM-524S are characterized to eliminate handling noise as minimum.
- Use of an optional ST-73A Microphone Stand allows the DM-524B, DM-524S, or YM-121 to be placed on a speech desk or table in a conference room.

4. SPECIFICATIONS

Model No.	DM-524B	DM-524S
Type	Moving coil microphone	
Polar Pattern	Cardioid pattern	
Rated Impedance	600 Ω, balanced	
Rated Sensitivity	-54.5 dB (1 kHz, 0 dB = 1 V/Pa)	
Frequency Range	100 Hz to 10 kHz	
Output Connector	ø21, 3-pin plug (BTS21P3B)	
Switching circuit	—	Short-off type
Finish	Microphone body, gooseneck shaft: Gold, sparkling paint	
Size	ø40 x 532 mm (length)	ø40 x 557 mm (length)
Weight	465 g	475 g
Accessories	ø21, 3-pin receptacle (BTS21R3A) ... 1 Machine screw M3 x 10 3 Plain washer (for M3) 3 Spring washer (for M3) 3 Nut (for M3) 3	

Model No.	YM-121
Type	Flexible shaft
Input Connector	XLR-3-11C or equivalent
Output Connector	ø21, 3-pin plug (BTS21P3B)
Finish	Gold, sparkling paint
Size	367 mm (length)
Weight	295 g

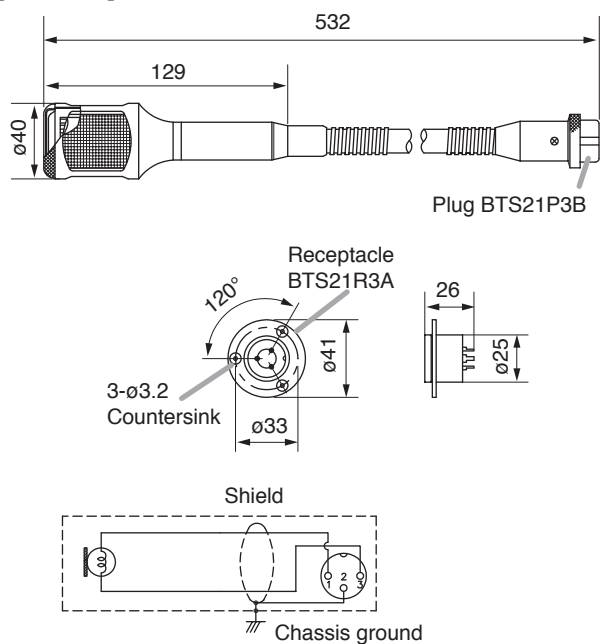
Note

The design and specifications are subject to change without notice for improvement.

- **Optional product**
Microphone stand: ST-73A

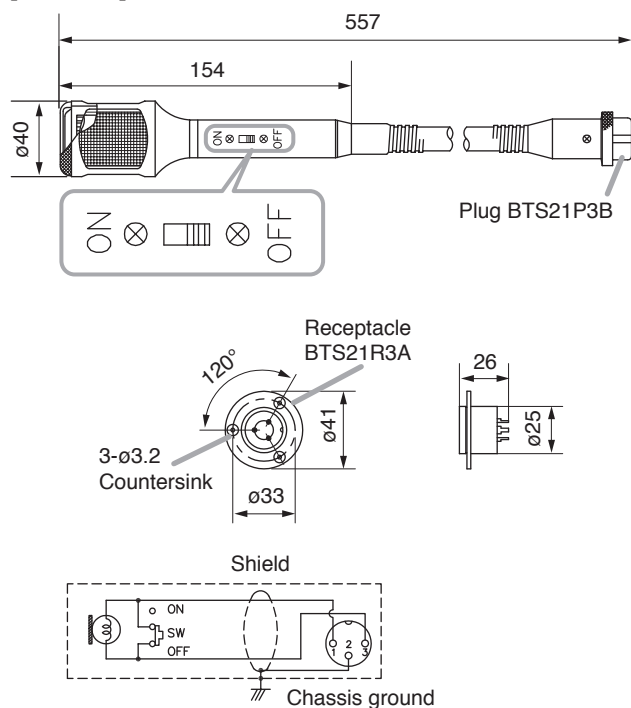
5. DIMENSIONAL AND CIRCUIT DIAGRAMS

[DM-524B]

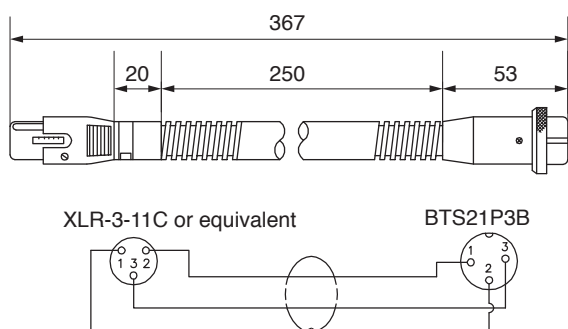


[DM-524S]

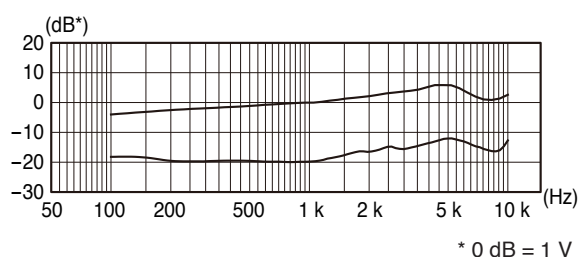
Unit : mm



[YM-121]



6. FREQUENCY RESPONSE (DM-524B, DM-524S)



The symbol mark above is not applied to YM-121.

Traceability Information for UK

Manufacturer:
TOA Corporation
7-2-1, Minatojima-Nakamachi, Chuo-ku, Kobe, Hyogo, Japan

Authorized representative:
TOA CORPORATION (UK) LIMITED
Unit 7&8, The Axis Centre, Cleeve Road,
Leatherhead, Surrey, KT22 7RD,
United Kingdom

Traceability Information for Europe

Manufacturer:
TOA Corporation
7-2-1, Minatojima-Nakamachi, Chuo-ku, Kobe, Hyogo, Japan

Authorized representative:
TOA Electronics Europe GmbH
Suederstrasse 282, 20537 Hamburg, Germany

URL: <https://www.toa.jp/>

TOA Corporation

133-04-00007-01