

**DESCRIPTION**

Equipped with 6 Microphone inputs and 5 AUX inputs (simultaneous use of 9 inputs possible), the A-1706 PA amplifier of 60 W is designed to suit the following PA system applications: announcements, BGM, and broadcasting in mosques, churches, large rooms, and factories.

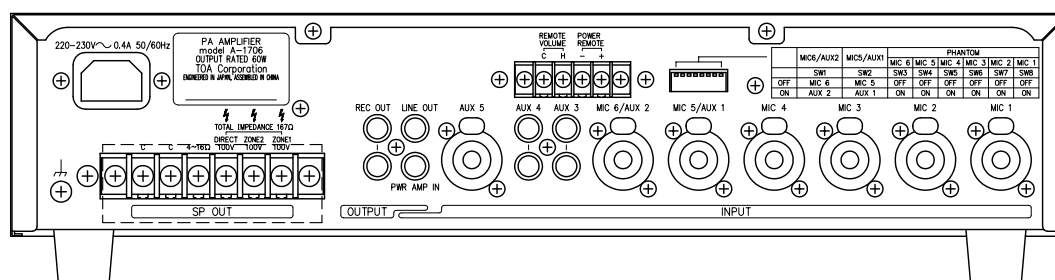
**SPECIFICATIONS**

\* 0 dB = 1 V

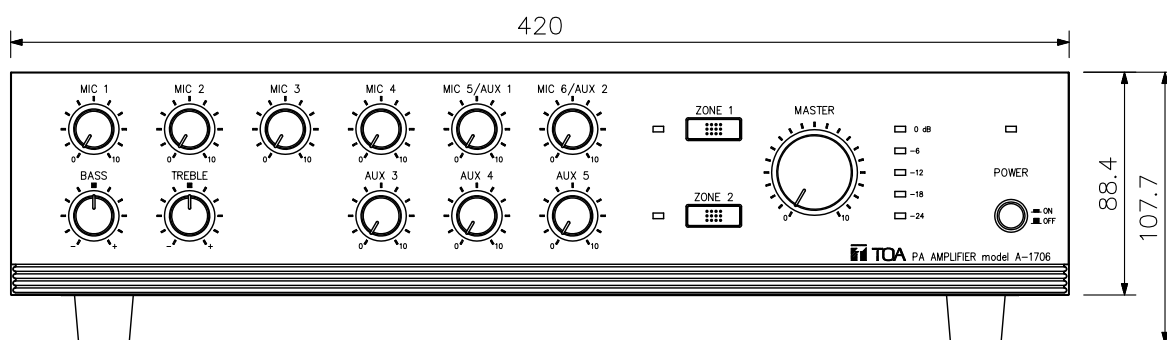
Power Source	220 V – 230 V AC, 50/60 Hz
Rated Output	60 W
Power/Current Consumption	150 W (rated output), 60 W (EN60065), 150 mA or less (when power switch is OFF)
Frequency Response	50 Hz – 20 kHz ( $\pm 3$ dB)
Distortion	2 % or less at 1 kHz, rated power
Input	MIC 1 – 6: $-60$ dB*, 600 $\Omega$ , electronically-balanced, combined type of XLR-3-31 equivalent and phone jack AUX 1 – 2: $-20$ dB*, 600 $\Omega$ , electronically-balanced, combined type of XLR-3-31 equivalent and phone jack (Either MIC 5 or AUX 1, and either MIC 6 or AUX 2 selectable) AUX 3 – 4: $-20$ dB*, 10 k $\Omega$ , unbalanced, RCA pin jack AUX 5: $-20$ dB*, 10 k $\Omega$ , unbalanced, combined type of XLR-3-31 equivalent and phone jack PWR AMP IN: 0 dB*, 600 $\Omega$ , unbalanced, RCA pin jack (An equalizer or other signal processor connectable between LINE OUT and PWR AMP IN terminals)
Output	REC: 0 dB*, 600 $\Omega$ , unbalanced, RCA pin jack LINE: 0 dB*, 600 $\Omega$ , unbalanced, RCA pin jack SPEAKER SELECTOR: 2 zone, high impedance (100 V line/167 $\Omega$ ), individual selector key, M4 screw terminal DIRECT SPEAKER OUT: High impedance (100 V line/167 $\Omega$ ), M4 screw terminal Low impedance (4 – 16 $\Omega$ ), M4 screw terminal (Both Low and High impedance terminals cannot be used at the same time.)
Phantom Power	ON or OFF for each MIC1 – 6 with switch setting (+17 V DC)
S/N Ratio (Band Pass : 20 Hz – 20 kHz)	100 dB or more (Master volume: min) 76 dB or more (Master volume: max) 60 dB or more (MIC 1 – MIC 4) 53 dB or more (MIC 5, MIC 6) 76 dB or more (AUX 1 – AUX 5)
Tone Control	Bass: $\pm 10$ dB at 100 Hz, Treble: $\pm 10$ dB at 10 kHz
Control Input	REMOTE VOLUME: M3 screw terminal POWER REMOTE: No-voltage make contact input, open voltage: 28 V DC (when the unit's power is OFF), short-circuit: 10 mA or less, M3 screw terminal
Indicator	5 point LED output level meter, Power indicator LED, Zone indicator LED
Operating Temperature	$-10$ $^{\circ}$ C to $+40$ $^{\circ}$ C
Finish	Panel: ABS resin, black, hairline Case: Steel plate, black
Dimensions	420 (W) x 107.7 (H) x 367 (D) mm
Weight	9.3 kg
Accessory	Power cord .....1, Terminal block cover .....1, Terminal block cover mounting screw .....2
Option	Rack mounting bracket: MB-25B Volume control cover: YA-920

[Note] Distance between barriers on the above screw terminals: M3 ... 7 mm, M4 ... 9 mm

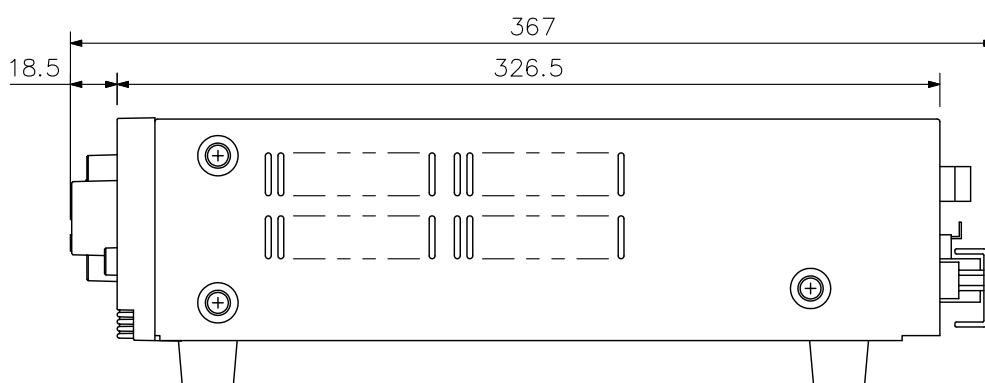
■ APPEARANCE



Rear View



Front View



Side View

UNIT:mm SCALE:1/3