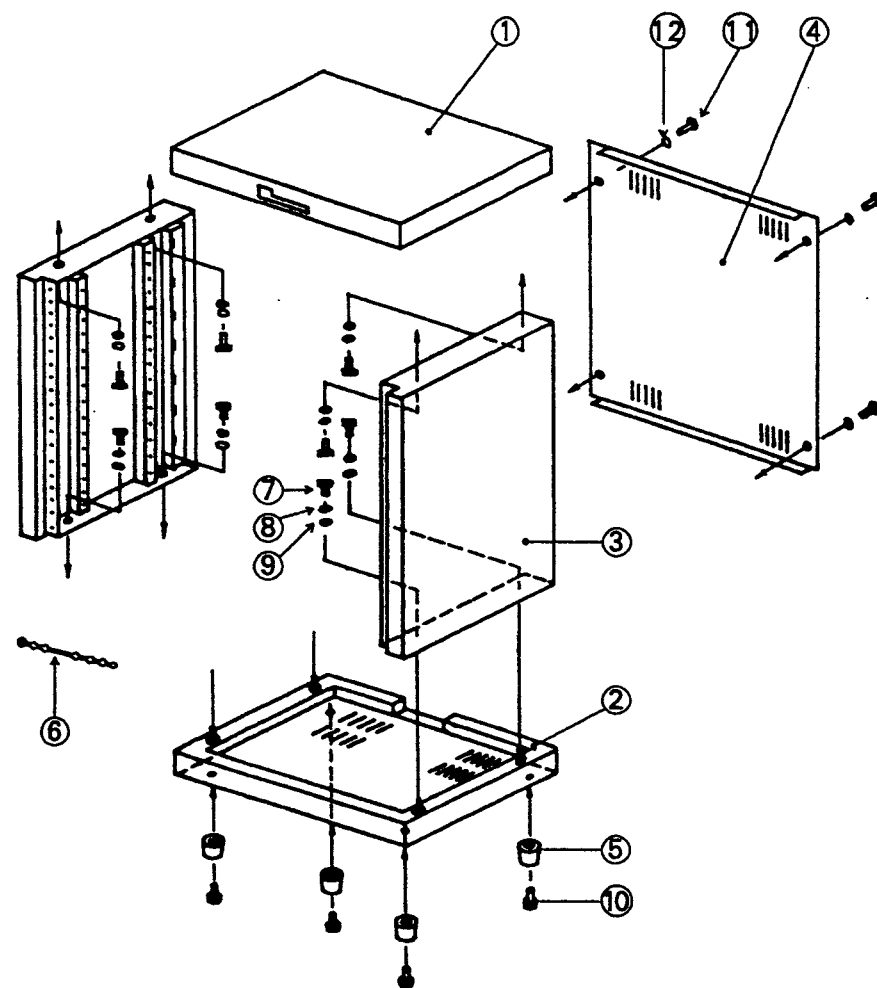
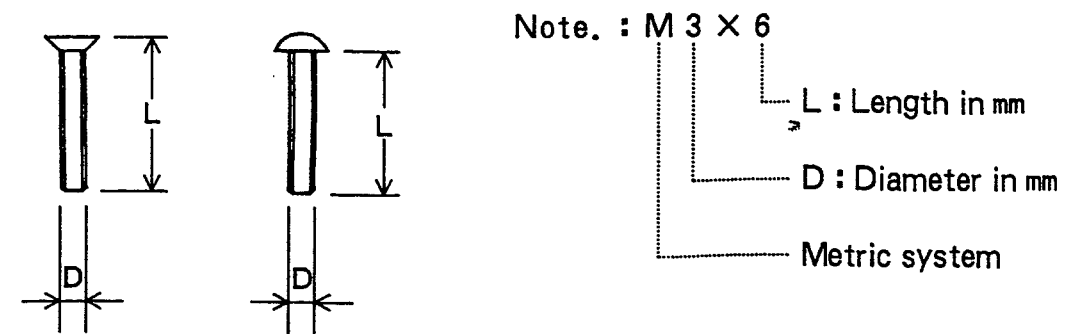


# TOA Assembling Method of CR-131N

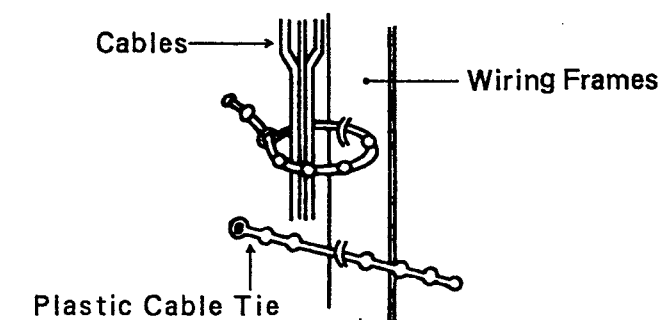


No	Description	Quantity
①	Top	1
②	Bottom	1
③	Side Panels	2
④	Rear Panel	1
⑤	Plastic Feet	4
⑥	Plastic Cable Ties	12
⑦	Hexagon Head Bolts M8×20 Steel Zinc Plated	8
⑧	Lock Washers M8	8
⑨	Flat Washers M8	8
⑩	Binding Head Screws M4×15 Steel Zinc Plated	4
⑪	Panel Fixing Taptite Screws	4
⑫	Fibre Washers	4



## How to use Plastic Cable Ties

All cables and cords from the installed equipment should be placed along the Wiring Duct welded to the rear side of the side panel and tied together with Plastic Cable Ties.



Put Plastic Cable Tie through the hole.