

DESCRIPTION

Equipped with 6 Microphone inputs and 5 AUX inputs (simultaneous use of 9 inputs possible), the A-1724 PA amplifier of 240 W is designed to suit the following PA system applications: announcements, BGM, and broadcasting in mosques, churches, large rooms, and factories.

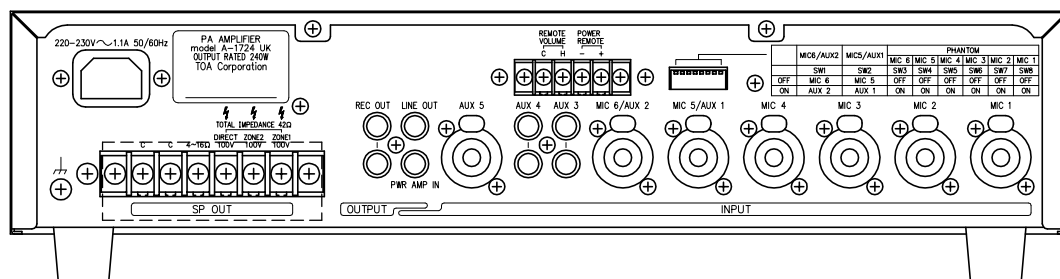
SPECIFICATIONS

* 0 dB = 1 V

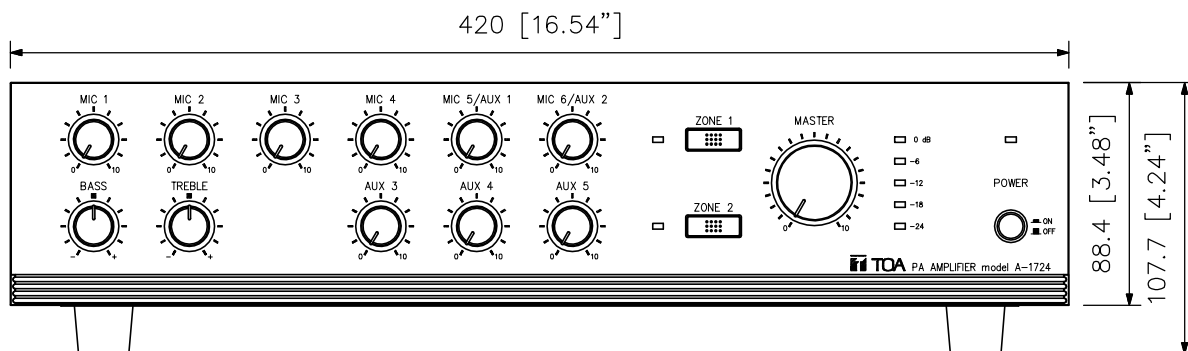
Power Source	220 – 230 V AC, 50/60 Hz
Rated Output	240 W
Power/Current Consumption	532 W (rated output), 220 W (EN60065), 60 mA or less (when power switch is OFF)
Frequency Response	50 Hz – 20 kHz (± 3 dB)
Distortion	2 % or less at 1 kHz, rated power
Input	MIC 1 – 6: -60 dB*, 600 Ω , electronically-balanced, combined type of XLR-3-31 equivalent and phone jack AUX 1 – 2: -20 dB*, 600 Ω , electronically-balanced, combined type of XLR-3-31 equivalent and phone jack (Either MIC 5 or AUX 1, and either MIC 6 or AUX 2 selectable) AUX 3 – 4: -20 dB*, 10 k Ω , unbalanced, RCA pin jack AUX 5: -20 dB*, 10 k Ω , unbalanced, combined type of XLR-3-31 equivalent and phone jack PWR AMP IN: 0 dB*, 600 Ω , unbalanced, RCA pin jack (An equalizer or other signal processor connectable between LINE OUT and PWR AMP IN terminals)
Output	REC: 0 dB*, 600 Ω , unbalanced, RCA pin jack LINE: 0 dB*, 600 Ω , unbalanced, RCA pin jack SPEAKER SELECTOR: 2 zone, high impedance (100 V line/42 Ω), individual selector key, M4 screw terminal DIRECT SPEAKER OUT: High impedance (100 V line/42 Ω), M4 screw terminal Low impedance (4 – 16 Ω), M4 screw terminal (Both Low and High impedance terminals cannot be used at the same time.)
Phantom Power	ON or OFF for each MIC1 – 6 with switch setting (+17 V DC)
S/N Ratio (Band Pass : 20 Hz – 20 kHz)	100 dB or more (Master volume: min) 76 dB or more (Master volume: max) 60 dB or more (MIC 1 – MIC 4) 53 dB or more (MIC 5, MIC 6) 76 dB or more (AUX 1 – AUX 5)
Tone Control	Bass: ± 10 dB at 100 Hz, Treble: ± 10 dB at 10 kHz
Control Input	REMOTE VOLUME: M3 screw terminal POWER REMOTE: No-voltage make contact input, open voltage: 28 V DC (when the unit's power is OFF), short-circuit: 10 mA or less, M3 screw terminal
Indicator	5 point LED output level meter, Power indicator LED, Zone indicator LED
Operating Temperature	-10 $^{\circ}$ C to $+40$ $^{\circ}$ C (14 $^{\circ}$ F to 104 $^{\circ}$ F)
Finish	Panel: ABS resin, black, hairline Case: Steel plate, black
Dimensions	420 (W) \times 107.7 (H) \times 367 (D) mm (16.54" \times 4.24" \times 14.45")
Weight	13.5 kg (29.76 lb)
Accessory	Power cord \cdots 1, Terminal block cover \cdots 1, Terminal block cover mounting screw \cdots 2
Option	Rack mounting bracket: MB-25B Volume control cover: YA-920

[Note] Distance between barriers on the above screw terminals: M3 \cdots 7 mm (0.28"),
M4 \cdots 9 mm (0.35")

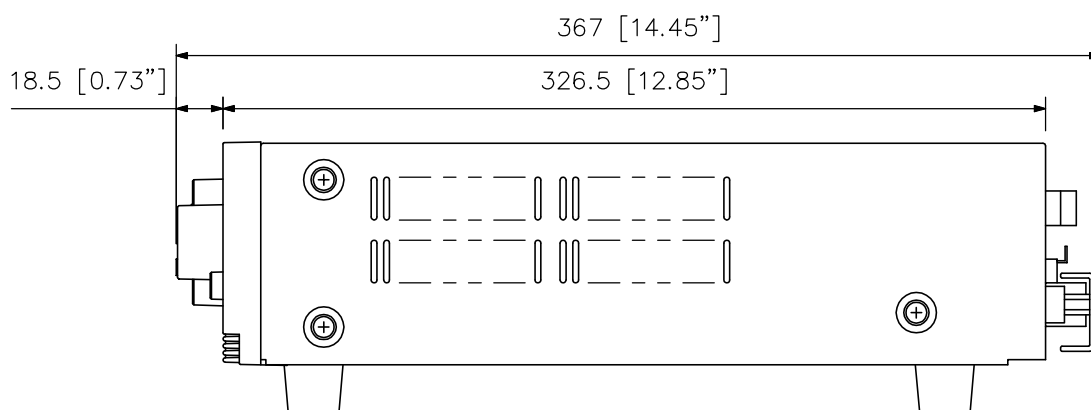
■ APPEARANCE



Rear View



Front View



Side View

UNIT: mm SCALE: 1/3